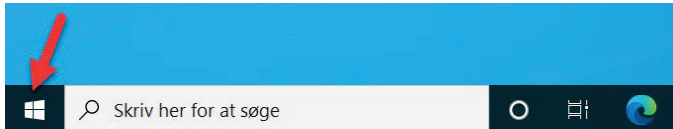


Boardmaker

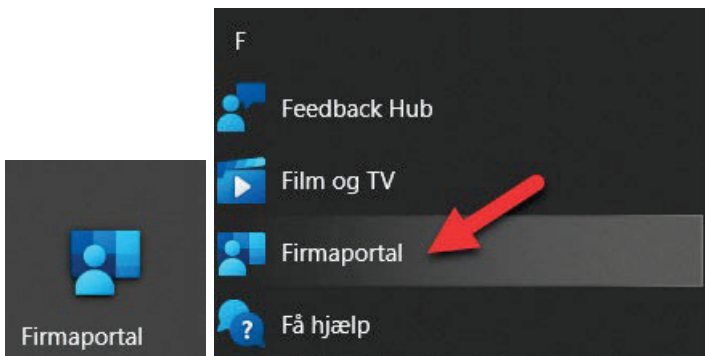
Fremover vil Boardmaker skulle installeres gennem **Firmaportalen** af den enkelte bruger selv.

Sådan installerer du Boardmaker

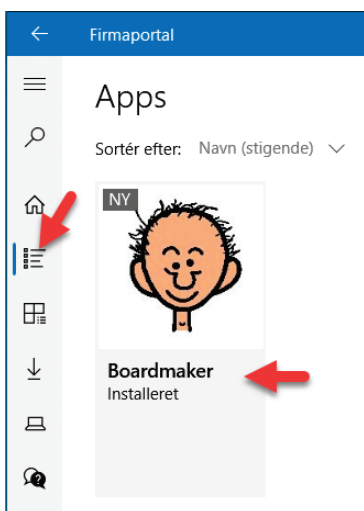
1. Klik på **START** knappen på proceslinjen




2. Klik på **Firmaportal**



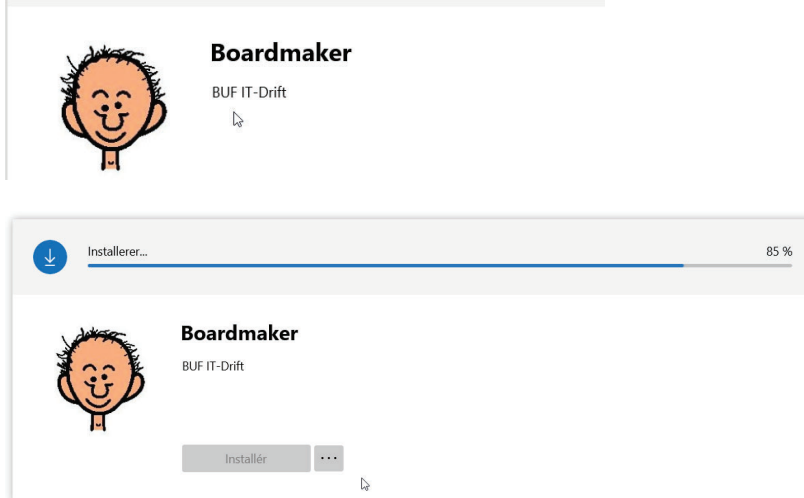
3. Klik på **Boardmaker** under **Apps**



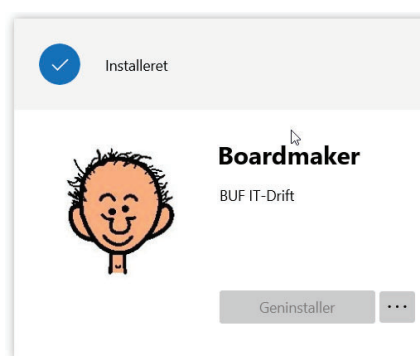
4. Klik på knappen **Installér**



5. Installationsprocessen starter automatisk



6. Afvent installationsprocessen til den er færdig.
Efterfølgende kan du lukke for Firmaportal programmet.



7. Start Boardmaker via Start menuen

